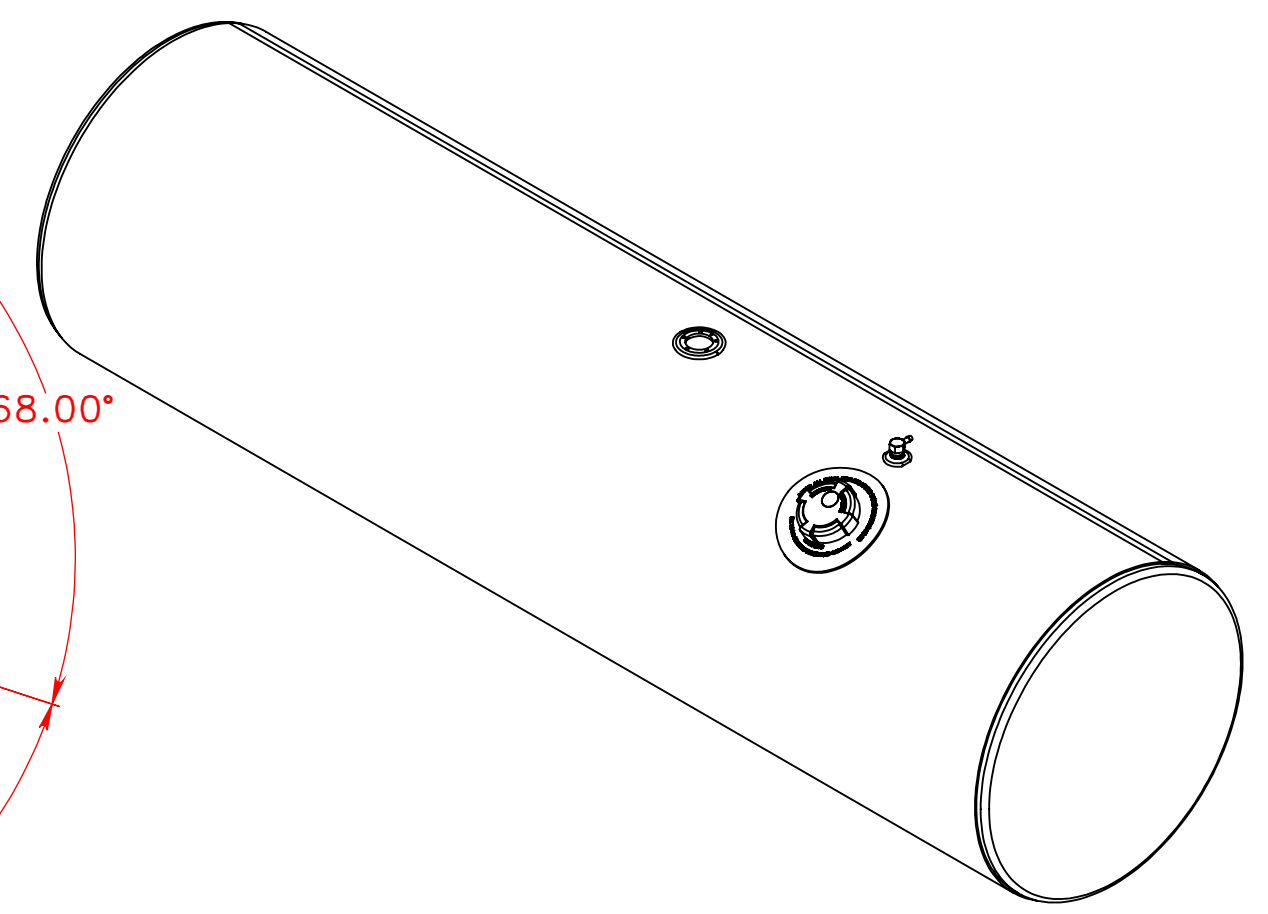
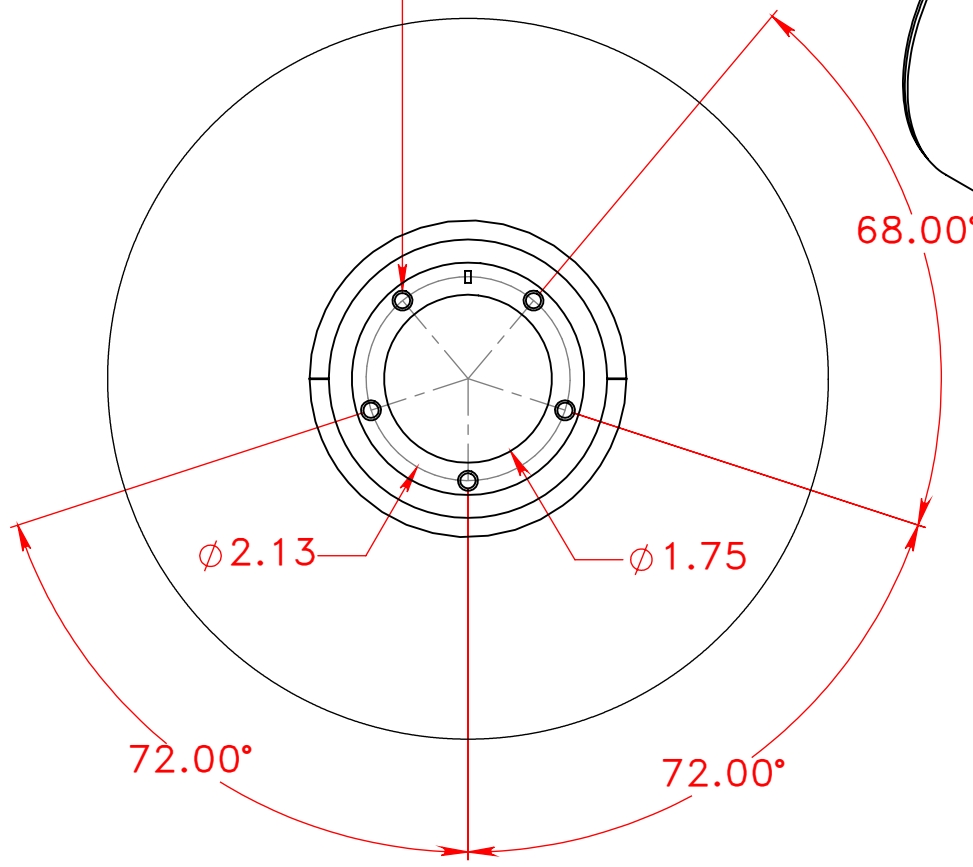
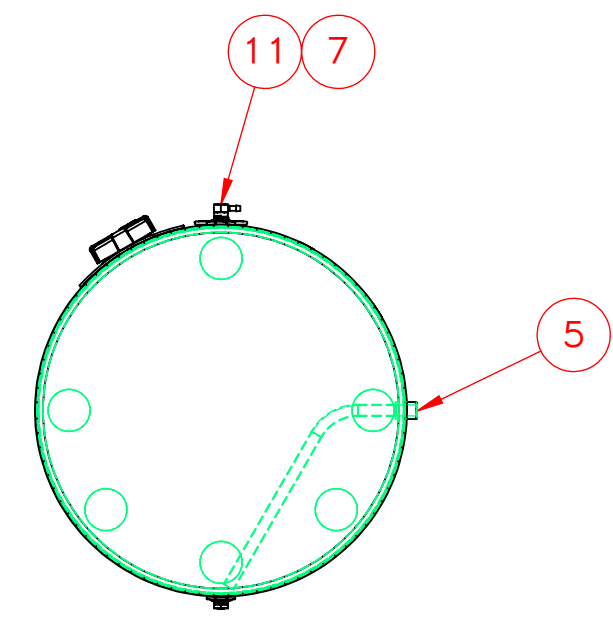
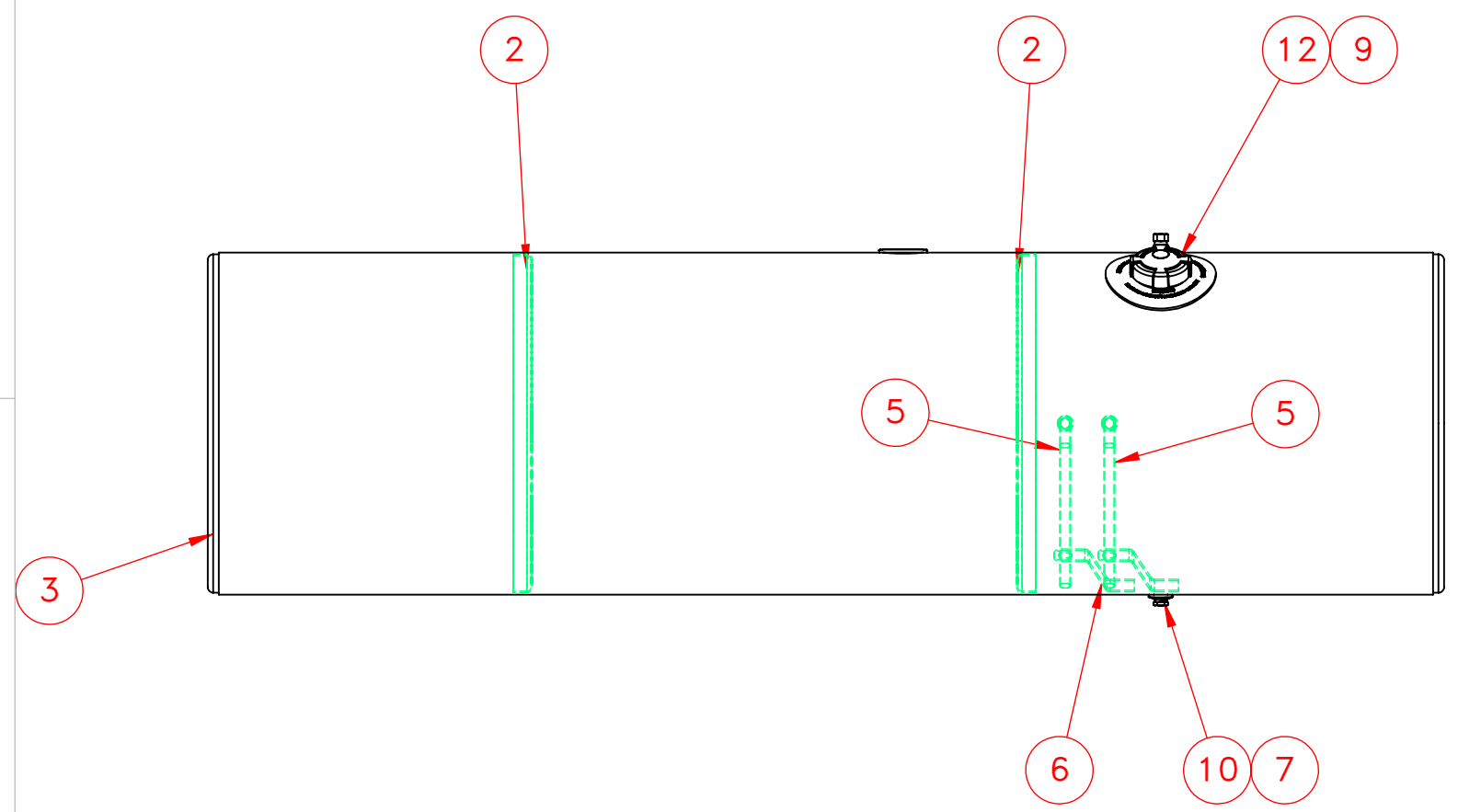


5X ϕ .16 THRU ALL
 10-32 UNF THRU ALL
 \checkmark ϕ .21 X 90°, NEAR SIDE



DETAIL A
SCALE 1 : 2



ITEM NO.	PART NUMBER	DESCRIPTION	QTY.
1	116-0679	1/8" Auminum Wrap	1
2	162-0053	Full Aluminum Baffle	2
3	160-0053	23" Aluminum Head	2
4	116-0001	1/8" Auminum Wrap	1
5	490-0102	1/2" Coupling Down Tube	2
6	490-3001	Down Tube Support	2
7	260-0005	1/2" FNPT Aluminum weld flange	2
8	265-0009	Aluminum Float Riser	1
9	316-0094	Filler 3" Pocket Flange	1
10	458-0100	1/2" NPT Ball Check Drain Plug	1
11	454-0937	1/2" NPT Ball Check Vent	1
12	452-1628	Fuel Cap 3" Pressure Relief	1

NOTES FOR STANDARD CONSTRUCTION:
 ...MEETS FMCSA REQUIREMENTS.
 ...PRESSURE TESTED @ 5psi
 ...INTERIOR FREE OF FOREIGN MATTER.
 ...FILLER CAP, DRAIN PLUG & VENT PROVIDED.
 ...FULL BAFFLE(S) WHERE SHOWN
 ...ALUMINUM CONSTRUCTION:
 5052-H32 ALUMINUM, BRIGHT FINISH
 HEADS ARE 0.100" & SHELL IS 0.125"
 ...ALL OPENINGS PLUGGED PRIOR TO SHIPPING

UNLESS OTHERWISE SPECIFIED: DIMENSIONS ARE IN INCHES TOLERANCES: FRACTIONAL \pm 1/16 ANGULAR: MACH \pm 1° BEND \pm 1° TWO PLACE DECIMAL \pm .06 THREE PLACE DECIMAL \pm .031	DRAWN	NAME	DATE	PROPPOWER MFG. INC. WINDSOR, ONTARIO, CANADA Ph: 519-737-1197 Fax: 519-737-1918 TOLL FREE 1-877-741-2365 Web: metaltanks.com
	CHECKED	A.B	06/16/15	
	ENG APPR.			
	MFG APPR.			
INTERPRET GEOMETRIC TOLERANCING PER:	COMMENTS:			TITLE:
MATERIAL	ALUMINUM			FL-L23CFA84-C
FINISH				150 US GROSS GALLONS
DO NOT SCALE DRAWING	THIRD ANGLE PROJECTION			142 USEBLE GALLONS
				DIESEL FUEL TANK
				SIZE DWG. NO. REV
				C 18831-1
				SCALE: 1:12, WEIGHT: 92 LBS SHEET 1 OF 2