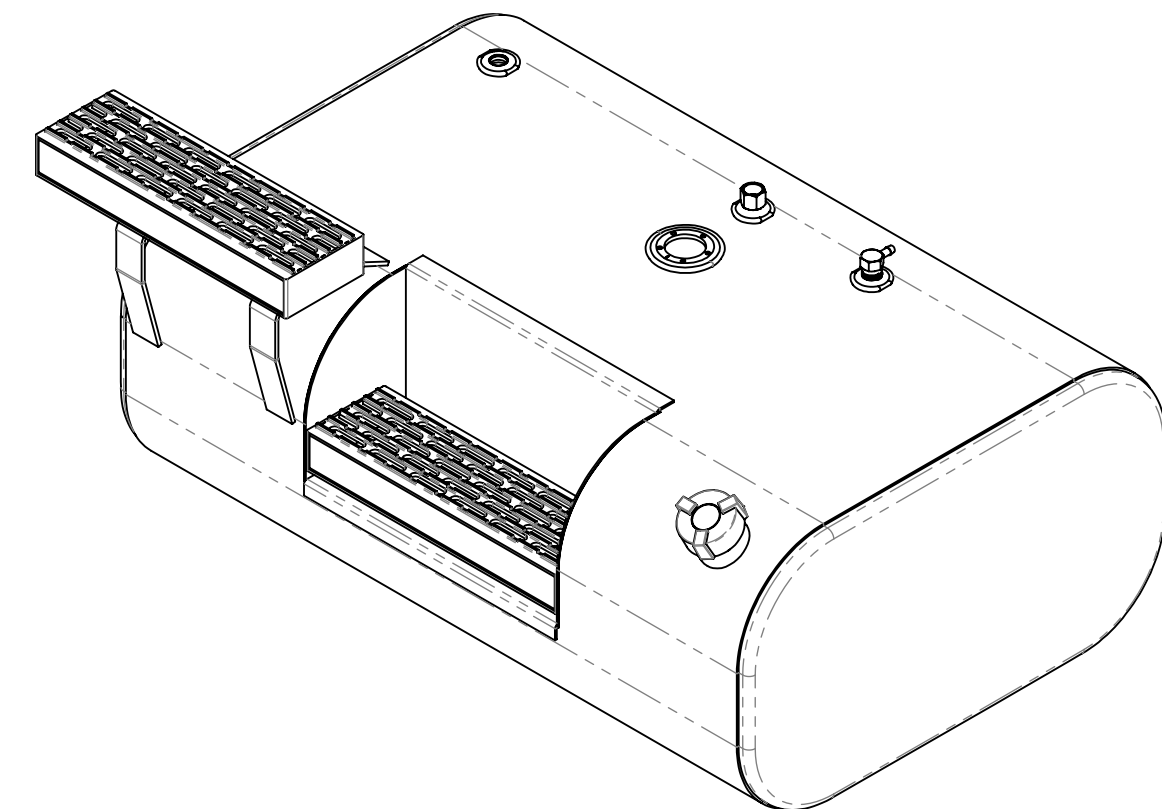
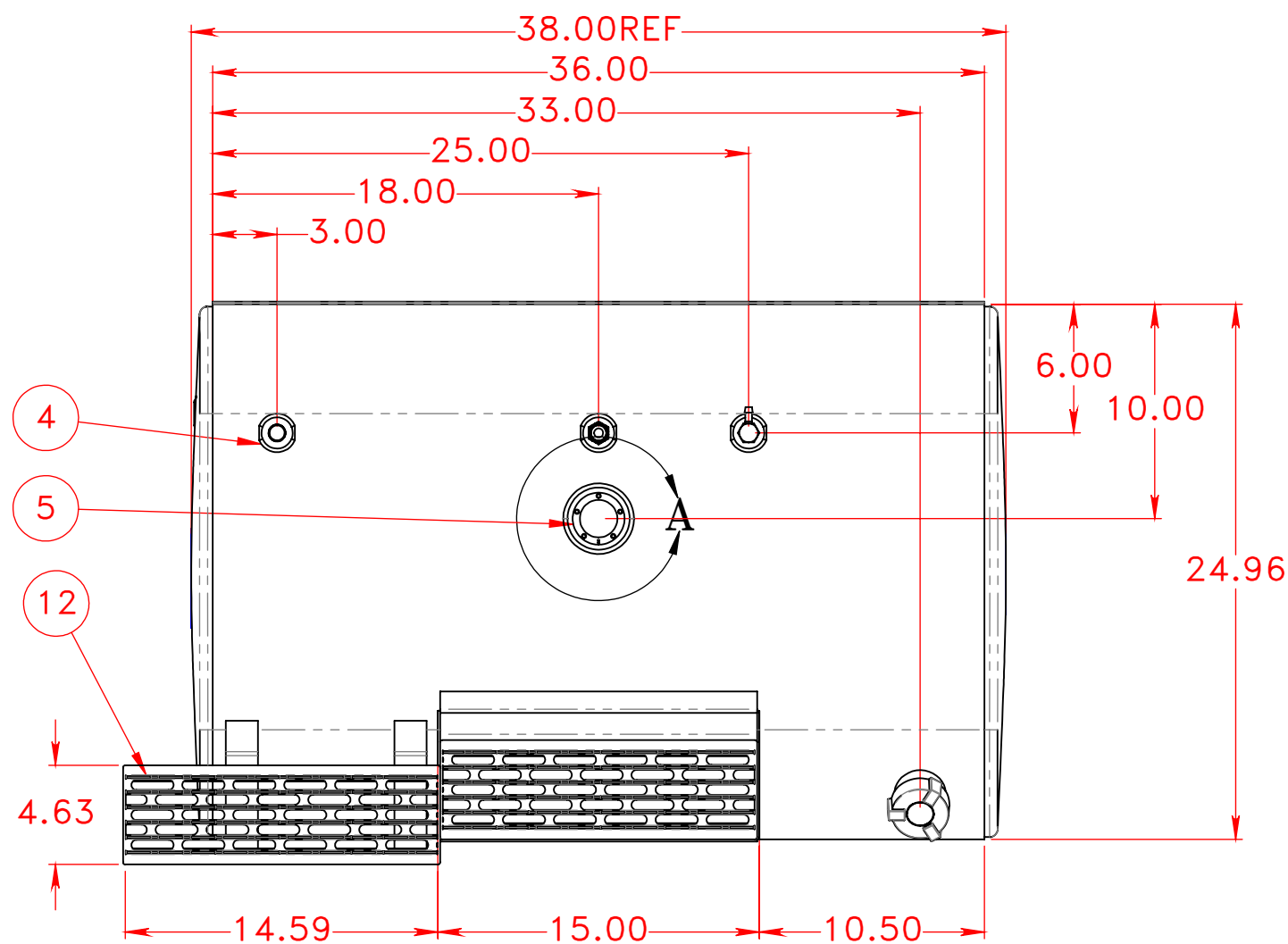


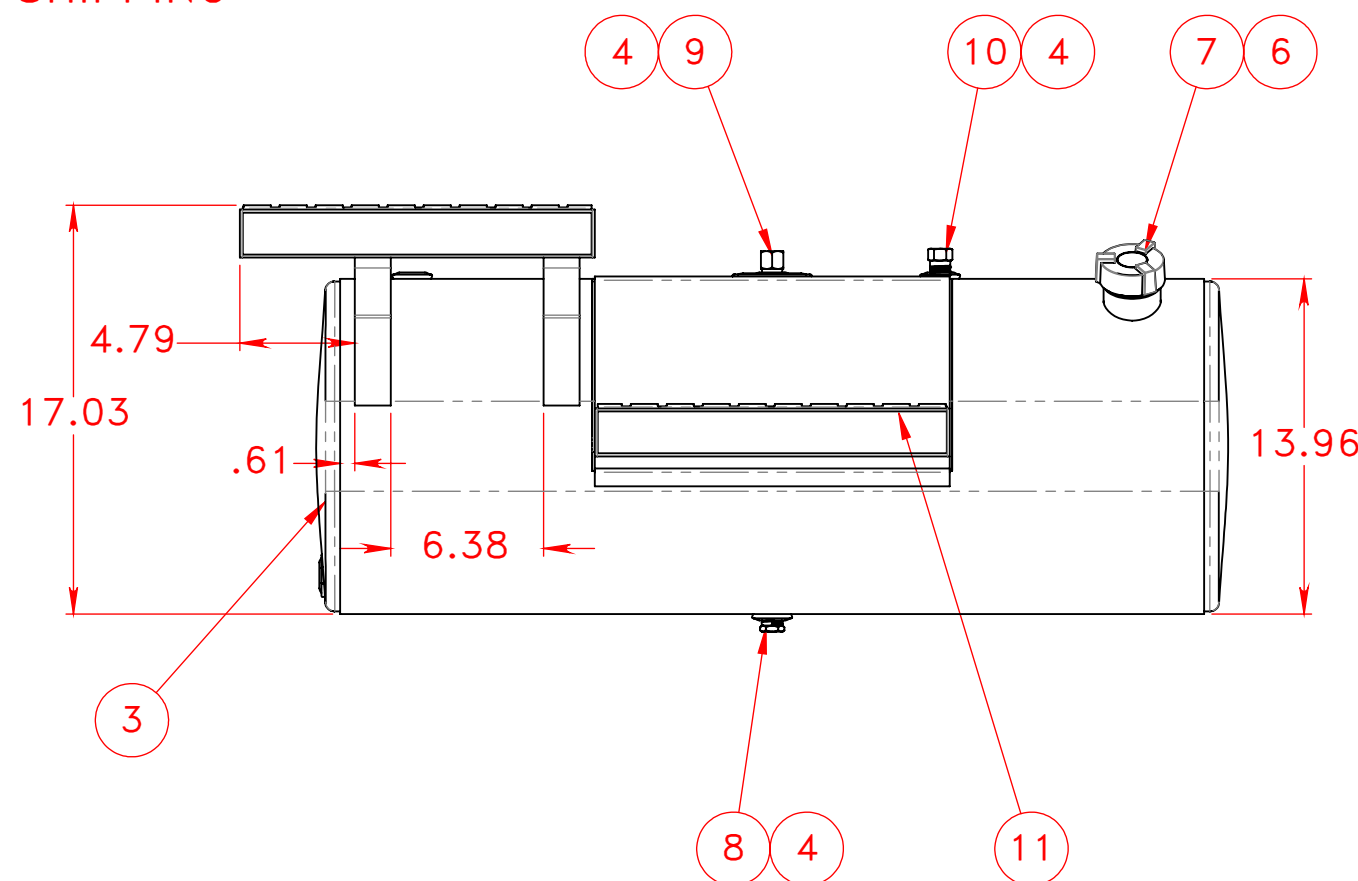
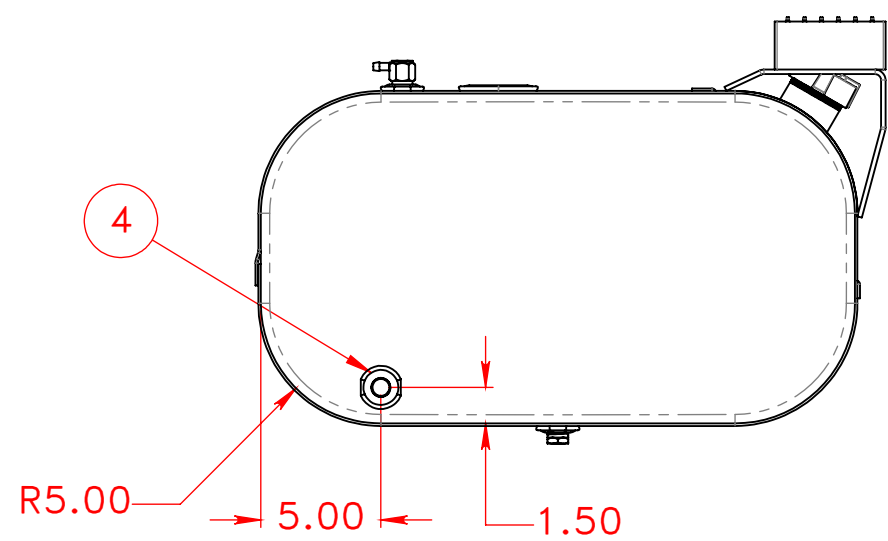
5X ϕ .16 THRU ALL
 10-32 UNF THRU ALL
 ϕ .21 X 90°, NEAR SIDE

DETAIL A
 SCALE 1 : 2



PASSENGER SIDE TANK

NOTES FOR STANDARD CONSTRUCTION:
 ...MEETS FMCSA REQUIREMENTS.
 ...PRESSURE TESTED @ 5psi
 ...INTERIOR FREE OF FOREIGN MATTER.
 ...FILLER CAP, DRAIN PLUG & VENT PROVIDED.
 ...REPLACEABLE DRAW TUBE
 ...ALUMINUM CONSTRUCTION:
 5052-H32 ALUMINUM, BRIGHT FINISH
 HEADS ARE 0.100" & SHELL IS 0.125"
 ...ALL OPENINGS PLUGGED PRIOR TO SHIPPING



| ITEM NO. | PART NUMBER | DESCRIPTION | QTY. |
|----------|-------------|--------------------------------|------|
| 1 | 116-0268 | 1/8" Aluminum Wrap | 1 |
| 2 | 160-0011 | 14x25 Head | 1 |
| 3 | 160-0011 | 14x25 Head | 1 |
| 4 | 260-0005 | 1/2" FNPT Aluminum weld flange | 5 |
| 5 | 265-0010 | Aluminum Float Riser | 1 |
| 6 | 316-0004 | 2" Aluminum Filler Neck | 1 |
| 7 | 452-0998 | 2" Thermal Relief Fuel Cap | 1 |
| 8 | 458-0100 | 1/2" NPT Ball Check Drain Plug | 1 |
| 9 | 490-0014-Z | 1/2" NPT Down Tube | 1 |
| 10 | 454-0937 | 1/2" NPT Ball Check Vent | 1 |
| 11 | 267-0006 | Step Assembly | 1 |
| 12 | 219-0001 | Aluminum Step Extrusion | 1 |

| | | | | | |
|---|--|------------------------|------|----------|--|
| <p>PROPRIETARY AND CONFIDENTIAL THE INFORMATION CONTAINED IN THIS DRAWING IS THE SOLE PROPERTY OF PROPOWER MFG. INC. ANY REPRODUCTION IN PART OR AS A WHOLE WITHOUT THE WRITTEN PERMISSION OF PROPOWER MFG. INC. IS PROHIBITED.</p> | UNLESS OTHERWISE SPECIFIED: | DRAWN | NAME | DATE | <p>PROPOWER MFG. INC. WINDSOR, ONTARIO, CANADA Ph: 519-737-1197 Fax: 519-737-1918 TOLL FREE 1-877-741-2365 Web: metaltanks.com</p> |
| | DIMENSIONS ARE IN INCHES | CHECKED | A.B | 09/18/14 | |
| | TOLERANCES: | ENG APPR. | | | |
| | FRACTIONAL \pm 1/16 ANGULAR: MACH \pm 1° BEND \pm 1° TWO PLACE DECIMAL \pm .06 THREE PLACE DECIMAL \pm .031 | MFG APPR. | | | |
| | INTERPRET GEOMETRIC TOLERANCING PER: | Q.A. | | | <p>TITLE: FD-R14-25RFA2S38 50 US GROSS GALLONS 45 USEBLE GALLONS DIESEL FUEL TANK</p> |
| | MATERIAL | COMMENTS: | | | |
| | FINISH | THIRD ANGLE PROJECTION | | | |
| | DO NOT SCALE DRAWING | | | | <p>SIZE DWG. NO. REV C 17407</p> <p>SCALE: 1:8 WEIGHT: 41 lbs SHEET 1 OF 2</p> |