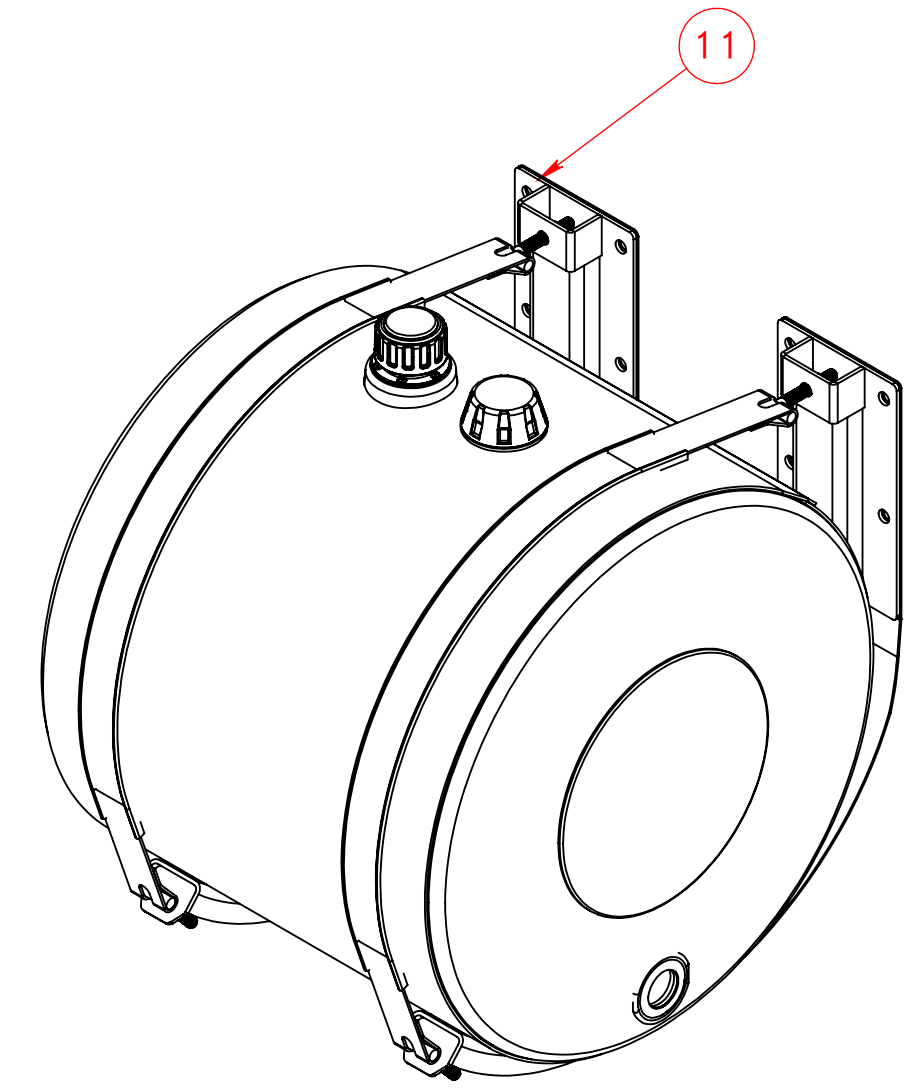
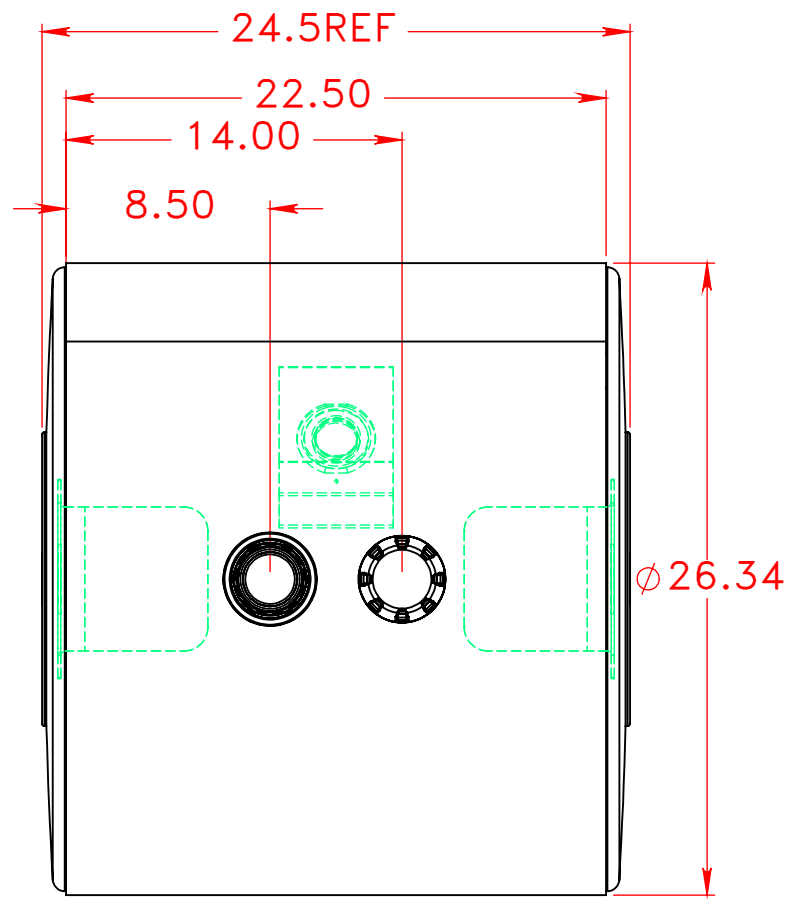
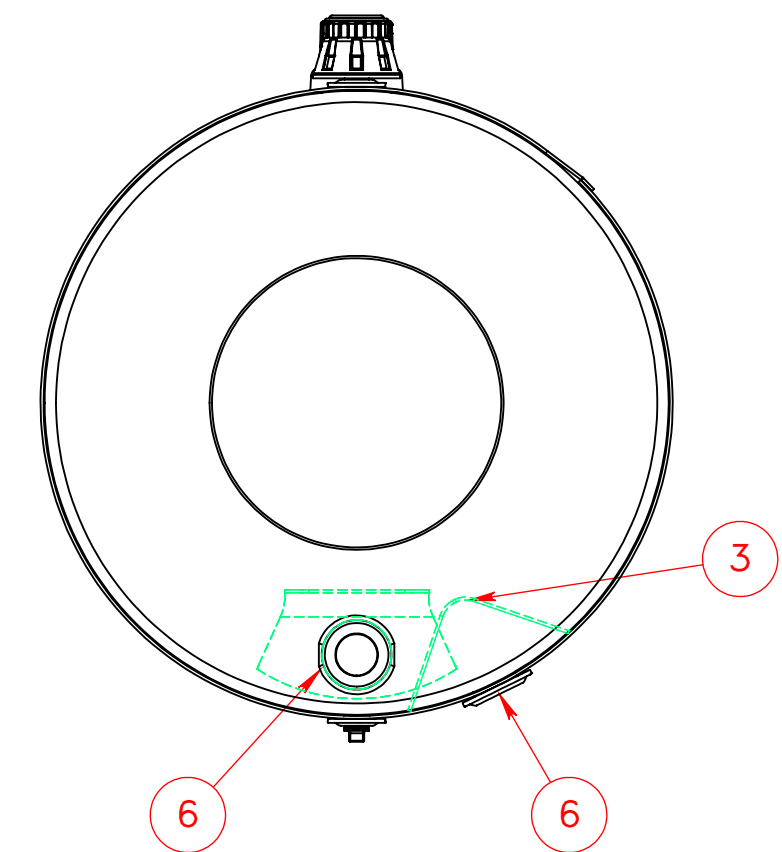
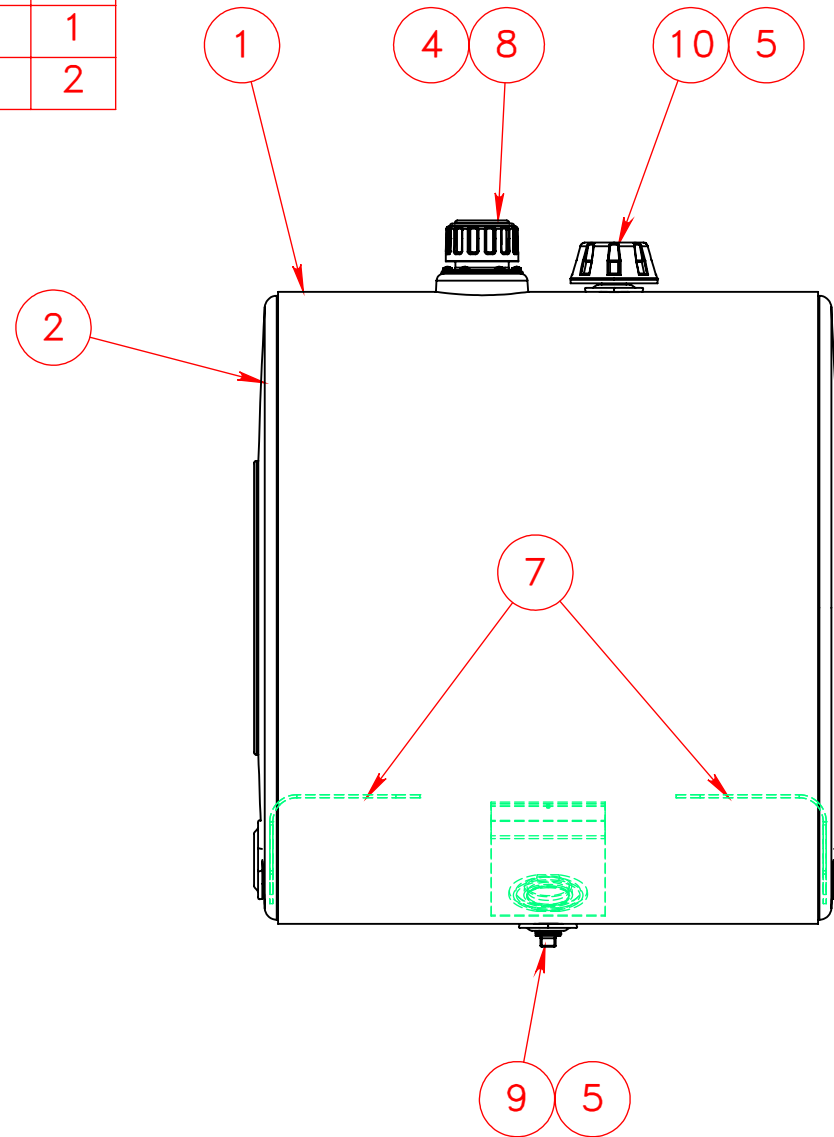
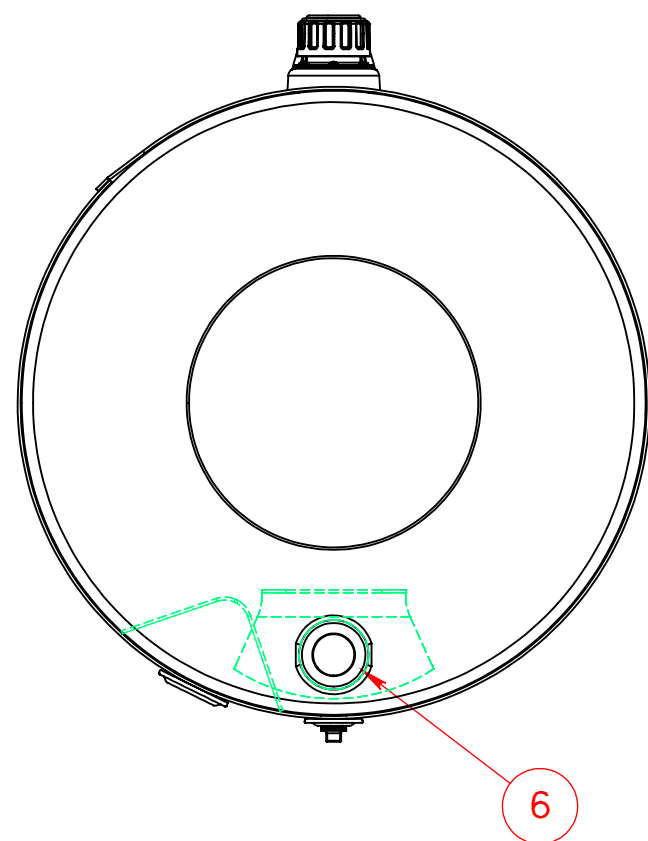


NOTES FOR STANDARD CONSTRUCTION:
 ...PRESSURE TESTED @ 5psi.
 ...INTERIOR FREE OF FOREIGN MATTER.
 ...FILLER CAP, MAGNETIC DRAIN PLUG PROVIDED.
 ...FULL BAFFLE(S) WHERE SHOWN.
 ...ALUMINUM CONSTRUCTION:
 5052-H32 ALUMINUM, BRIGHT FINISH
 HEADS ARE .100" & SHELL IS .125".
 ...ALL OPENINGS PLUGGED PRIOR TO SHIPPING



ITEM NO.	PART NUMBER	DESCRIPTION	QTY
1	116-0069	1/8" Auminum Wrap	1
2	160-0003	26" Aluminum Head 1.5" Port	2
3	266-0001	Aluminum Diffuser	1
4	265-0099	Aluminum Hydraulic Riser	1
5	260-0006	3/4" FNPT Aluminum weld flange	2
6	260-0011	1 1/2" Aluminum FNPT weld flange	3
7	266-0007	Anti Vortex & Rein Plate	2
8	472-0002	1/4 Turn Filler/Breather/Strainer	1
9	478-0001	3/4" NPT Magnetic Plug	1
10	474-0001	3/4" NPT Auxillary Breather	1
11	26JSS	26" J Bracket & S.S Strap	2



NOTES

- USE 2 BRACKETS
- EACH BRACKET IS COMPLETE WITH 1/8 X 2" NEOPRENE PAD TO BE PLACED BETWEEN THE TANK & BRACKET.
- STRAPS ARE 2" STAINLESS STEEL WITH NEOPRENE CHANNEL. SELF LOCKING, PLATED NUTS AND FLAT WASHERS PROVIDED.

PROPRIETARY AND CONFIDENTIAL
 THE INFORMATION CONTAINED IN THIS DRAWING IS THE SOLE PROPERTY OF PROPOWER MFG. INC. ANY REPRODUCTION IN PART OR AS A WHOLE WITHOUT THE WRITTEN PERMISSION OF PROPOWER MFG. INC. IS PROHIBITED.

UNLESS OTHERWISE SPECIFIED:	DRAWN	NAME	DATE
DIMENSIONS ARE IN INCHES	CHECKED	A.B	12/01/09
TOLERANCES:	ENG APPR.		
FRACTIONAL ± 1/16	MFG APPR.		
ANGULAR: MACH ± 1° BEND ± 1°	Q.A.		
TWO PLACE DECIMAL ± .06	COMMENTS:		
THREE PLACE DECIMAL ± .031			
INTERPRET GEOMETRIC TOLERANCING PER:			
MATERIAL	ALUMINUM		
FINISH			
DO NOT SCALE DRAWING	THIRD ANGLE PROJECTION		

PROPOWER MFG. INC. WINDSOR, ONTARIO, CANADA Ph: 519-737-1197 Fax: 519-737-1918 TOLL FREE 1-877-741-2365 Web: metaltanks.com		
TITLE: 26CWA24KS 55usg HYDRAULIC RESERVOIR		
SIZE	DWG. NO.	REV
C	12370	
SCALE: 1:8	WEIGHT: 39 LBS	SHEET 1 OF 2