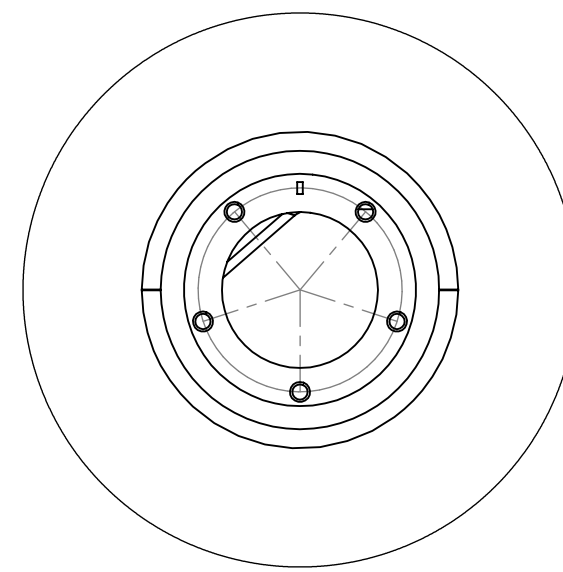
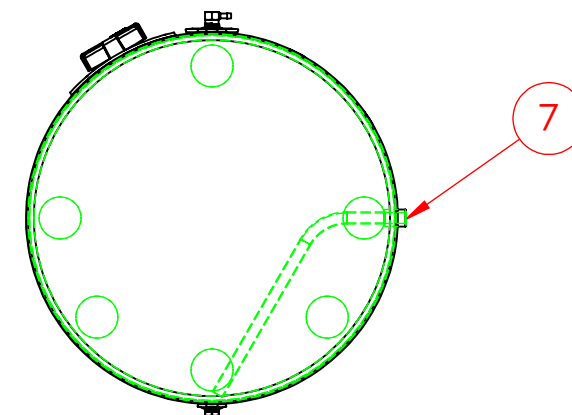
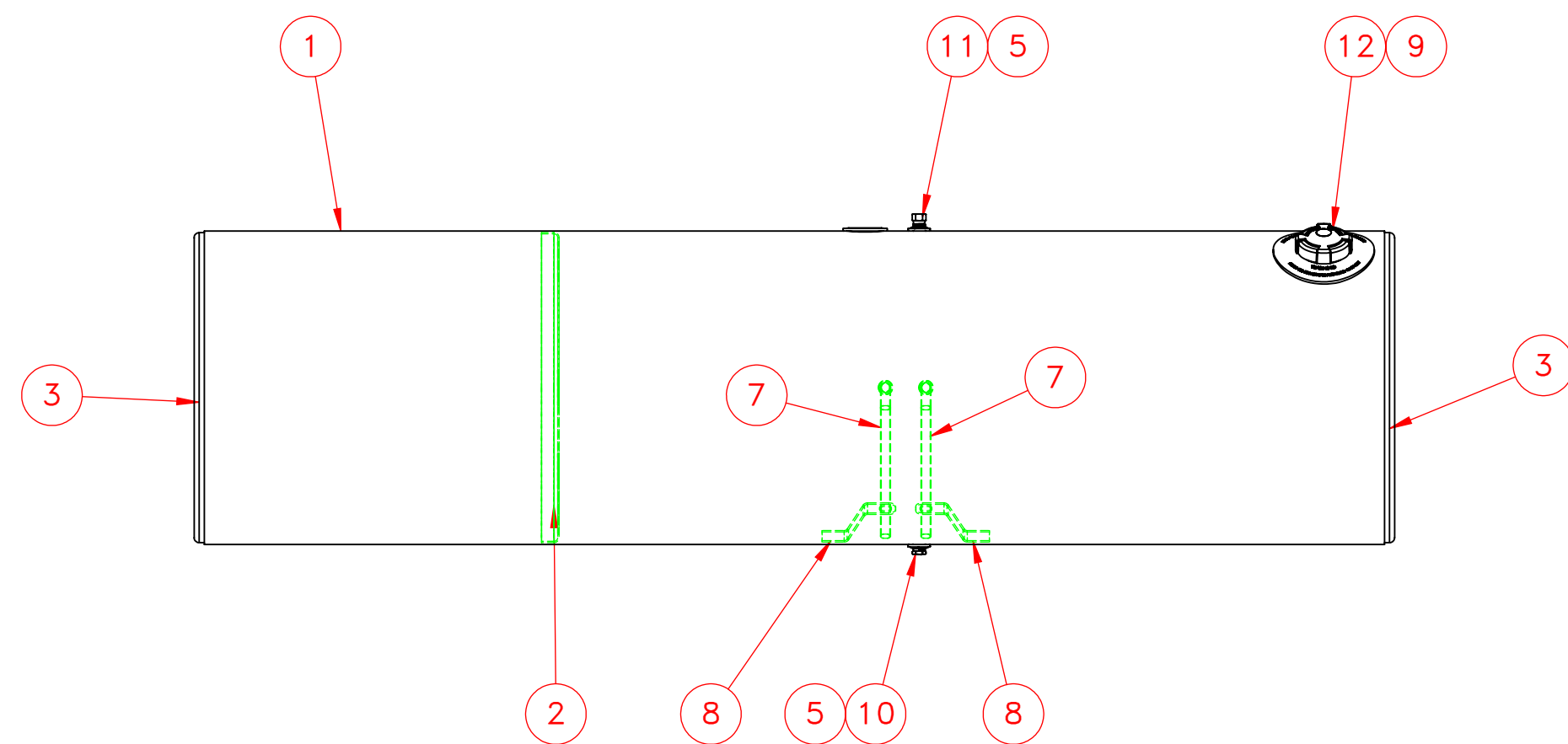


NOTES FOR STANDARD CONSTRUCTION:
 ...MEETS FMCSA REQUIREMENTS.
 ...PRESSURE TESTED @ 5psi.
 ...INTERIOR FREE OF FOREIGN MATTER.
 ...FILLER CAP, DRAIN, VENT & DRAW/RETURN TUBES PROVIDED.
 ...FULL BAFFLE(S) WHERE SHOWN.
 ...ALUMINUM CONSTRUCTION:
 5052-H32 ALUMINUM, BRIGHT FINISH
 HEADS ARE .100" & SHELL IS .125".
 ...ALL OPENINGS PLUGGED PRIOR TO SHIPPING



DETAIL A
SCALE 1 : 2



ITEM NO.	PART NUMBER	DESCRIPTION	QTY.
1	116-1258	1/8" Auminum Wrap	1
2	162-0053	Full Aluminum Baffle	1
3	160-0053	23" Aluminum Head	2
4	116-1466	1/8" Auminum Wrap	1
5	260-0005	1/2" FNPT Aluminum weld flange	2
6	265-0009	Aluminum Float Riser	1
7	490-0102	1/2" Down Tube	2
8	490-3001	Down Tube Support	2
9	316-0094	Filler 3" Pocket Flange	1
10	458-0100	1/2" NPT Ball Check Drain Plug	1
11	454-0937	1/2" NPT Ball Check Vent	1
12	452-3001	Fuel Cap 3" Pressure Relief	1

PROPRIETARY AND CONFIDENTIAL THE INFORMATION CONTAINED IN THIS DRAWING IS THE SOLE PROPERTY OF PROPOWER MFG. INC. ANY REPRODUCTION IN PART OR AS A WHOLE WITHOUT THE WRITTEN PERMISSION OF PROPOWER MFG. INC. IS PROHIBITED.	UNLESS OTHERWISE SPECIFIED:	DRAWN	NAME	DATE	PROPOWER MFG. INC. WINDSOR, ONTARIO, CANADA Ph: 519-737-1197 Fax: 519-737-1918 TOLL FREE 1-877-741-2365 Web: metaltanks.com
	DIMENSIONS ARE IN INCHES	CHECKED	Admin	07-21-21	
	TOLERANCES: FRACTIONAL ± 1/16 ANGULAR: MACH ± 1° BEND ± 1° TWO PLACE DECIMAL ± .06 THREE PLACE DECIMAL ± .031	ENG APPR.			
	INTERPRET GEOMETRIC TOLERANCING PER:	MFG APPR.			
	MATERIAL	ALUMINUM		COMMENTS:	TITLE: FL-L23CFA89-D 160 US GROSS GALLONS 152 USABLE GALLONS DIESEL FUEL TANK
	FINISH			SIZE DWG. NO.	
DO NOT SCALE DRAWING	THIRD ANGLE PROJECTION			REV	
SCALE: 1:12 WEIGHT: 96 LBS SHEET 1 OF 2					C 25135-1