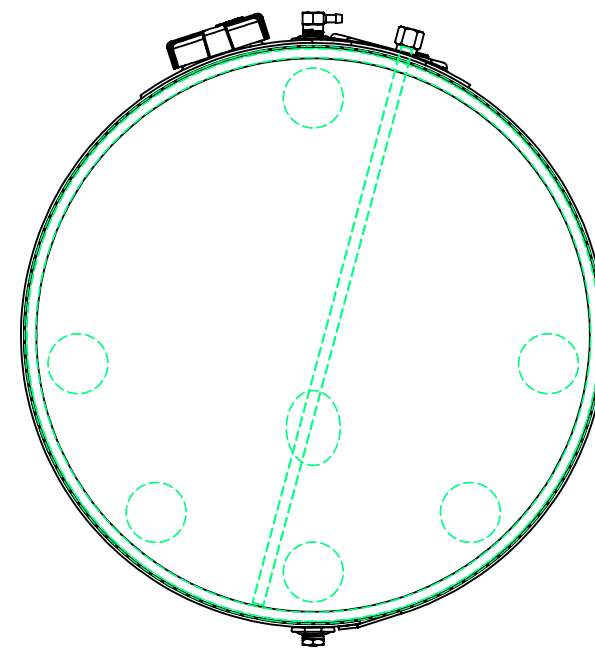
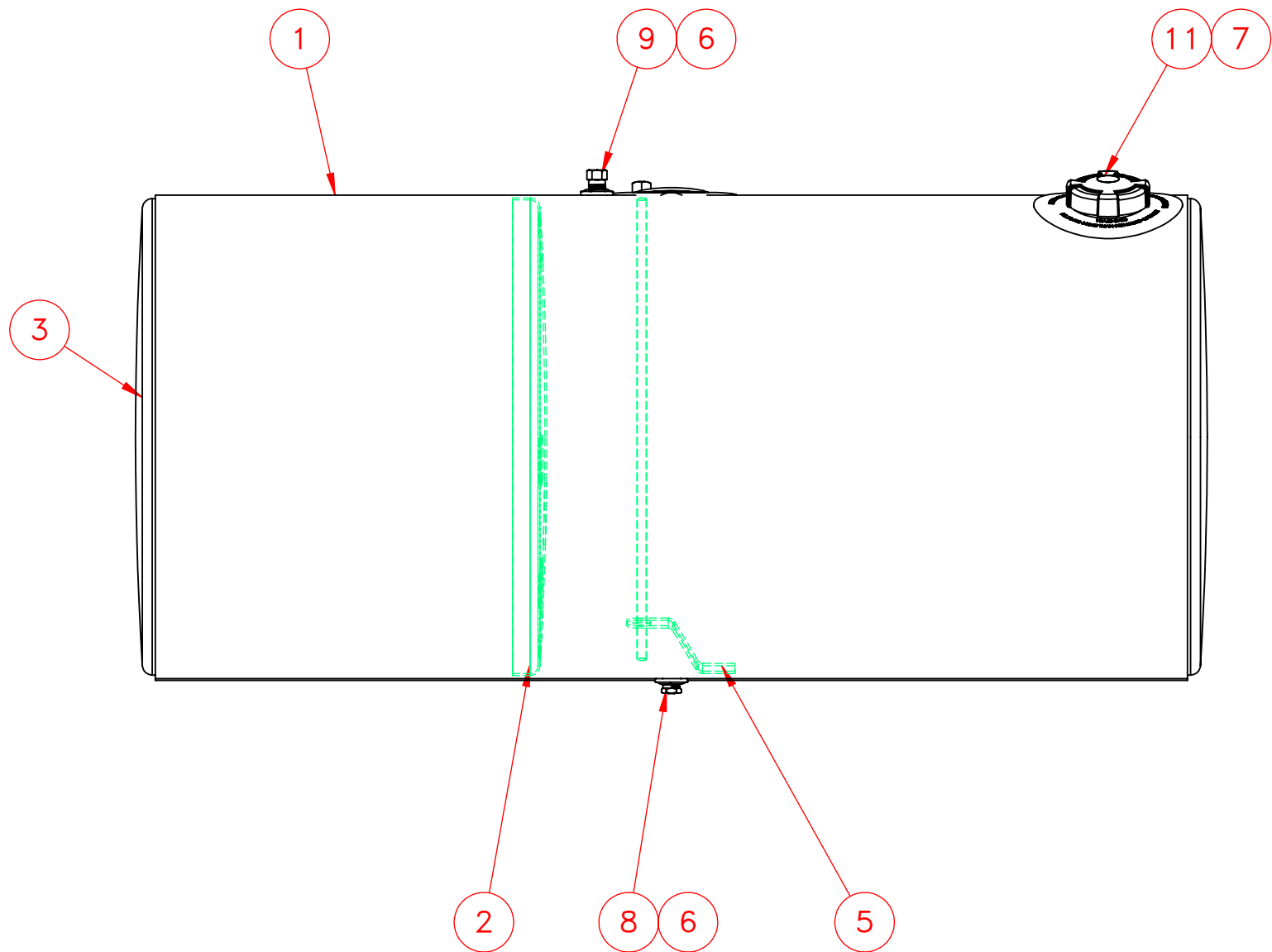
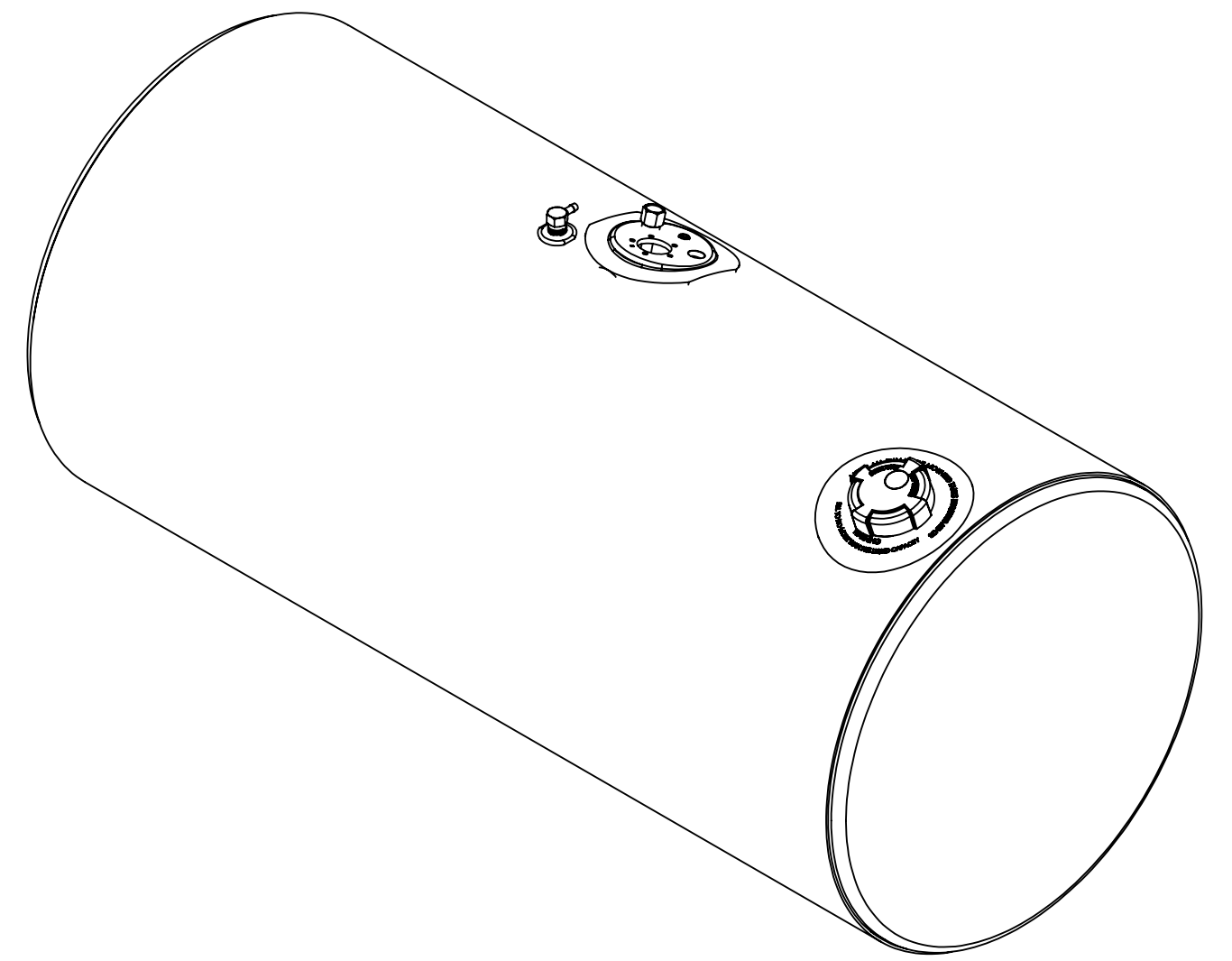


DETAIL A
SCALE 1 : 4



NOTES FOR STANDARD CONSTRUCTION:
 ...MEETS FMCSA REQUIREMENTS.
 ...PRESSURE TESTED @ 5psi
 ...INTERIOR FREE OF FOREIGN MATTER.
 ...FILLER CAP, DRAIN PLUG & VENT PROVIDED.
 ...ALUMINUM CONSTRUCTION:
 5052-H32 ALUMINUM, BRIGHT FINISH
 HEADS ARE 0.100" & SHELL IS 0.125"
 ...ALL OPENINGS PLUGGED PRIOR TO SHIPPING

ITEM NO.	PART NUMBER	DESCRIPTION	QTY.
1	116-0862	1/8" Auminum Wrap	1
2	162-0054	24" Baffle	1
3	160-0054	24" Head 0.100" Aluminum	2
4	260-0733	Float/Draw/Return Plate	1
5	490-3001	Down Tube Support	1
6	260-0005	1/2" FNPT Aluminum weld flange	2
7	316-0094	Filler 3" Pocket Flange	1
8	458-0100	1/2" NPT Ball Check Drain Plug	1
9	454-0937	1/2" NPT Ball Check Vent	1
10	490-0024-Z	1/2" NPT Down Tube	1
11	452-1628	Fuel Cap 3" Pressure Relief	1
12	368-0005	1/4" NPT Brass Drain Plug Hex	1

UNLESS OTHERWISE SPECIFIED: DIMENSIONS ARE IN INCHES TOLERANCES: FRACTIONAL ± 1/16 ANGULAR: MACH ± 1° BEND ± 1° TWO PLACE DECIMAL ± .06 THREE PLACE DECIMAL ± .031	DRAWN	NAME	DATE	PROPOWER MFG. INC. WINDSOR, ONTARIO, CANADA Ph: 519-737-1197 Fax: 519-737-1918 TOLL FREE 1-877-741-2365 Web: metaltanks.com
	CHECKED	A.B	07/21/16	
	ENG APPR.			
	MFG APPR.			
INTERPRET GEOMETRIC TOLERANCING PER:	COMMENTS:			TITLE:
MATERIAL	ALUMINUM			KW-L24CFA54-B
FINISH				100 US gal DIESEL FUEL TANK
DO NOT SCALE DRAWING	THIRD ANGLE PROJECTION			SIZE DWG. NO. REV C 20879
SCALE: 1:8 WEIGHT:				SHEET 1 OF 2