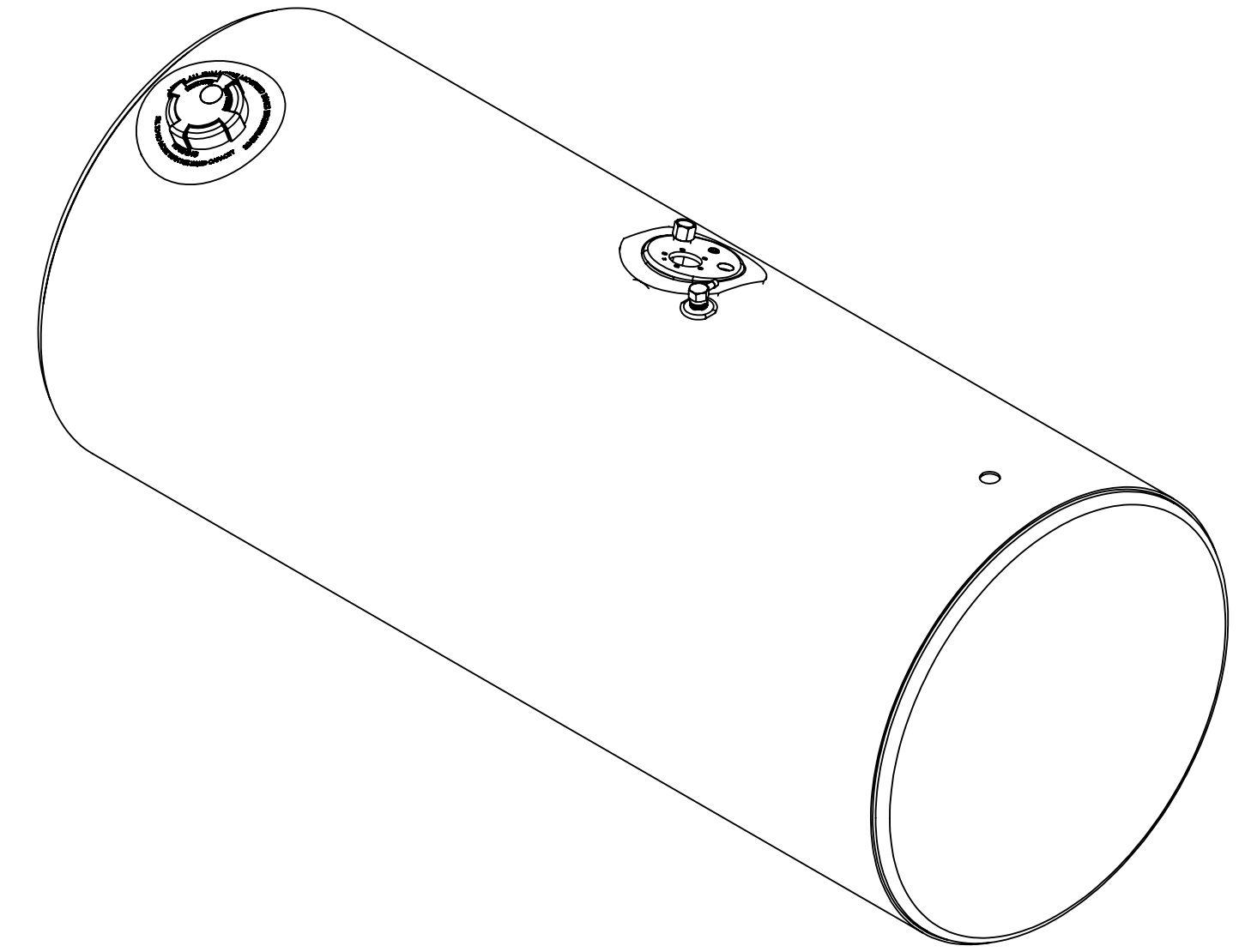
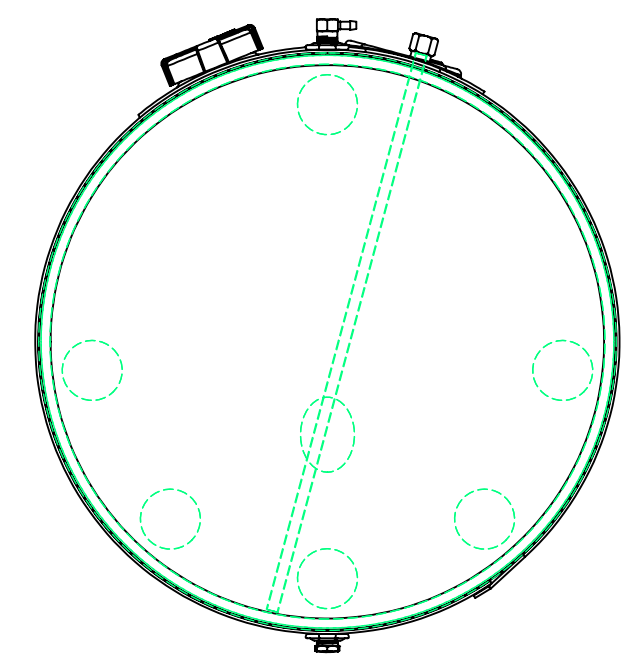
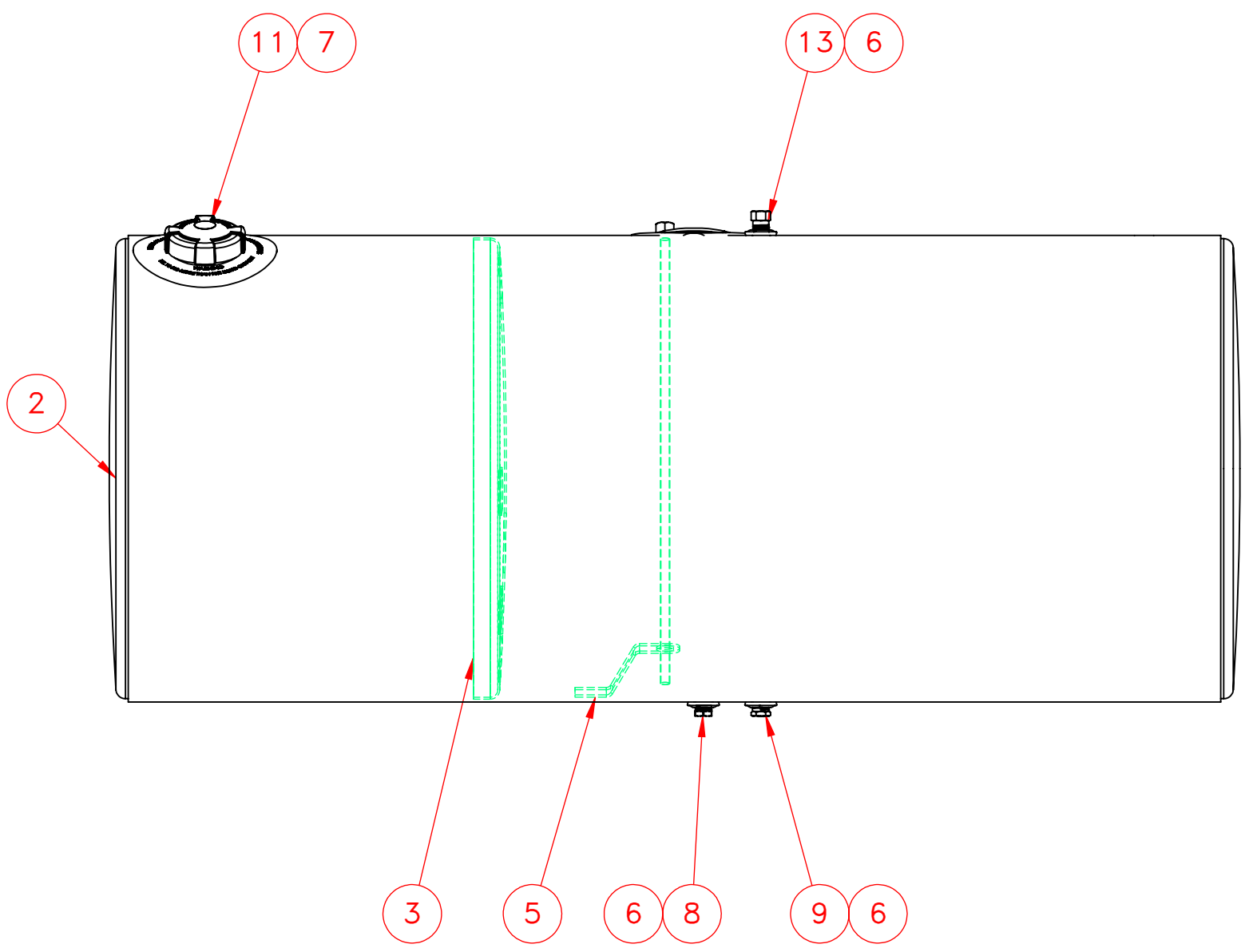


Ø 1.00 HOLE FOR BUNK HEATER  
CUSTOMER WILL INSTALL



NOTES FOR STANDARD CONSTRUCTION:  
 ...MEETS FMCSA REQUIREMENTS.  
 ...PRESSURE TESTED @ 5psi  
 ...INTERIOR FREE OF FOREIGN MATTER.  
 ...FILLER CAP, DRAIN PLUG & VENT PROVIDED.  
 ...FULL BAFFLE(S) WHERE SHOWN  
 ...ALUMINUM CONSTRUCTION:  
 5052-H32 ALUMINUM, BRIGHT FINISH  
 HEADS ARE 0.100" & SHELL IS 0.125"  
 ...ALL OPENINGS PLUGGED PRIOR TO SHIPPING



ITEM NO.	PART NUMBER	DESCRIPTION	QTY.
1	116-1147	1/8" Aluminium Wrap	1
2	160-0054	24" Head 0.100" Aluminum	2
3	162-0054	24" Baffle	1
4	260-0733	Float/Draw/Return Plate	1
5	490-3001	Down Tube Support	1
6	260-0005	1/2" FNPT Aluminum weld flange	3
7	316-0094	Filler 3" Pocket Flange	1
8	368-0010	1/2" NPT Brass Plug	1
9	458-0100	1/2" NPT Ball Check Drain Plug	1
10	490-0024-Z	1/2" NPT Down Tube	1
11	452-1628	Fuel Cap 3" Pressure Relief	1
12	368-0005	1/4" NPT Brass Drain Plug Hex	1
13	454-0937	1/2" NPT Ball Check Vent	1

UNLESS OTHERWISE SPECIFIED: DIMENSIONS ARE IN INCHES TOLERANCES: FRACTIONAL ± 1/16 ANGULAR: MACH ± 1° BEND ± 1° TWO PLACE DECIMAL ± .06 THREE PLACE DECIMAL ± .031	DRAWN	NAME	DATE	PROPOWER MFG. INC. WINDSOR, ONTARIO, CANADA Ph: 519-737-1197 Fax: 519-737-1918 TOLL FREE 1-877-741-2365 Web: metaltanks.com	
	CHECKED	A.B	05/14/18		
	ENG APPR.				TITLE:
	MFG APPR.				KW-R24CFA59-A 110 US gal DIESEL FUEL TANK
INTERPRET GEOMETRIC TOLERANCING PER:	MATERIAL		COMMENTS:	SIZE DWG. NO.	
	ALUMINUM			<b>C 23690</b>	
FINISH	DO NOT SCALE DRAWING		THIRD ANGLE PROJECTION	SCALE: 1:8 WEIGHT: 81 LBS SHEET 1 OF 1	

PROPRIETARY AND CONFIDENTIAL  
 THE INFORMATION CONTAINED IN THIS DRAWING IS THE SOLE PROPERTY OF PROPOWER MFG. INC. ANY REPRODUCTION IN PART OR AS A WHOLE WITHOUT THE WRITTEN PERMISSION OF PROPOWER MFG. INC. IS PROHIBITED.