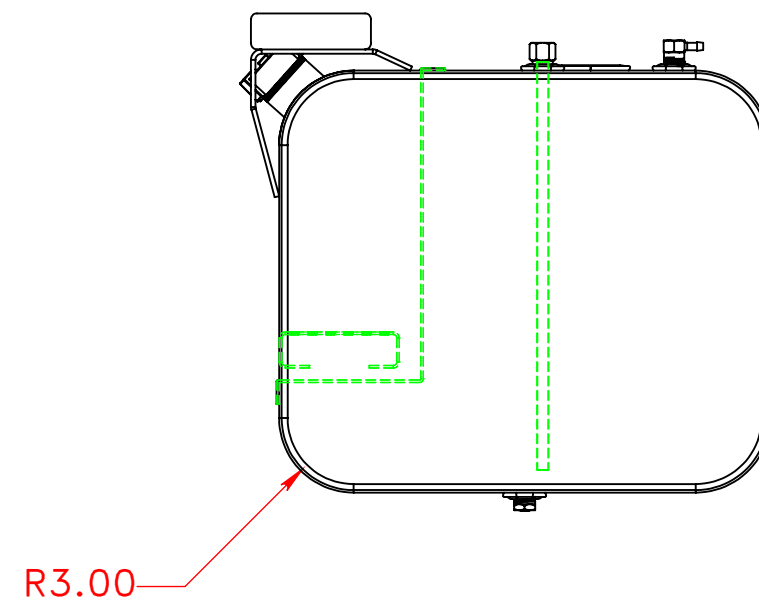
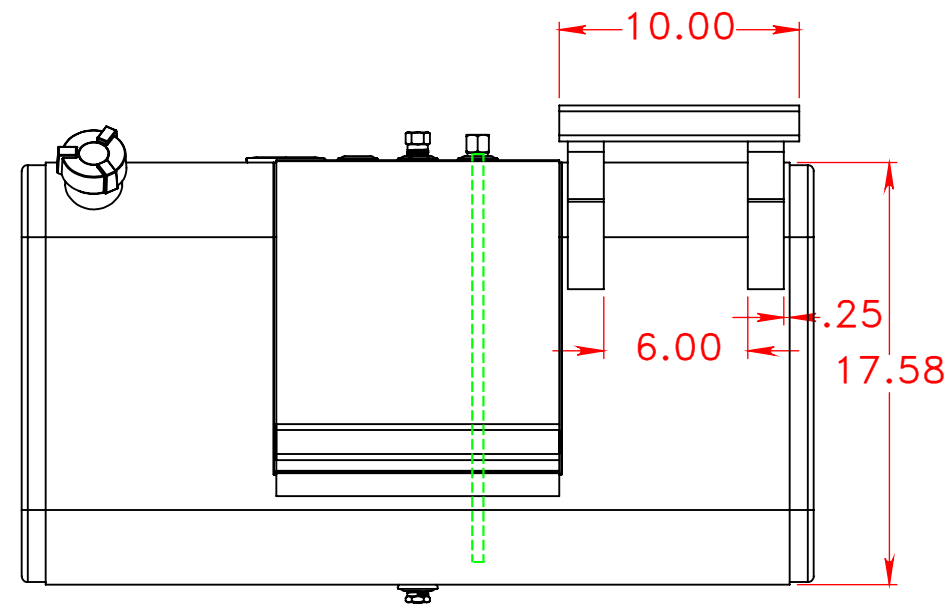
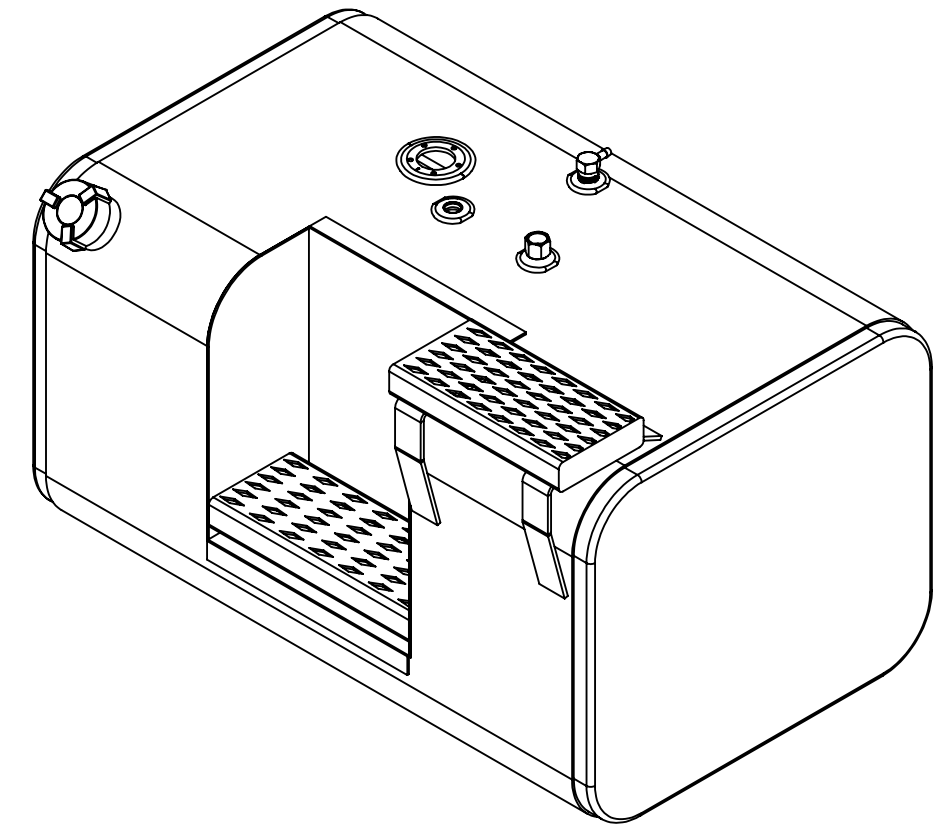


5X ϕ .16 THRU ALL
 10-32 UNF THRU ALL
 \checkmark ϕ .21 X 90°, NEAR SIDE

DETAIL A
SCALE 1 : 2



ITEM NO.	PART NUMBER	MakeOrBuy	DESCRIPTION	QTY.
1	126-1001		12 ga HRPO Steel Wrap	1
2	170-0015		17x20 Head	2
3	277-0002		Step Insert Assembly	1
4	270-0007	\$	1/2" FNPT Steel weld flange	4
5	275-0002	\$	Steel Float Riser	1
6	326-0001	\$	2" Steel Filler Neck	1
7	276-0014		Top Step Bracket	2
8	229-0005		Steel Step Material	1
9	458-0100	\$	1/2" NPT Ball Check Drain Plug	1
10	454-0937	\$	1/2" NPT Ball Check Vent	1
11	490-0017-Z		1/2" NPT Down Tube	1
12	452-2001	\$	2" Thermal Relief Fuel Cap	1

NOTES FOR STANDARD CONSTRUCTION:

- ...PRESSURE TESTED @ 5psi PER FMCSA
- ...INTERIOR FREE OF FOREIGN MATTER.
- ...FILLER CAP,DRAIN PLUG,DRAW TUB & VENT PROVIDED.
- ...STEEL CONSTRUCTION 12ga HRPO
- ...STEEL FINISH;
- ...JET BLACK POWDER COAT APPLIED.
- ...ALL OPENINGS PLUGGED & THE INTERIOR FOGGED WITH ANTI-CORROSION OIL PRIOR TO SHIPPING

PROPRIETARY AND CONFIDENTIAL
 THE INFORMATION CONTAINED IN THIS DRAWING IS THE SOLE PROPERTY OF PROPOWER MFG. INC. ANY REPRODUCTION IN PART OR AS A WHOLE WITHOUT THE WRITTEN PERMISSION OF PROPOWER MFG. INC. IS PROHIBITED.

UNLESS OTHERWISE SPECIFIED:	DRAWN	NAME	DATE
DIMENSIONS ARE IN INCHES	CHECKED	Admin	02-10-22
TOLERANCES:	ENG APPR.		
FRACTIONAL \pm 1/16	MFG APPR.		
ANGULAR: MACH \pm 1° BEND \pm 1°	Q.A.		
TWO PLACE DECIMAL \pm .06	COMMENTS:		
THREE PLACE DECIMAL \pm .031	MATERIAL	HRPO STEEL	
INTERPRET GEOMETRIC TOLERANCING PER:	FINISH		
DO NOT SCALE DRAWING	THIRD ANGLE PROJECTION		

PROPOWER MFG. INC.
 WINDSOR, ONTARIO, CANADA
 Ph: 519-737-1197 Fax: 519-737-1918
 TOLL FREE 1877-7412365 Web: metaltanks.com

TITLE:
PB-R17-20RFS33
40 US gal DIESEL FUEL TANK

SIZE DWG. NO. REV
C 28129

SCALE: 1:8 WEIGHT: 104 LBS SHEET 1 OF 1